

SERVICE BULLETIN 0221-001
2-15-21, Revision IR

DIAMOND DA 40 SUPERCHARGER MOUNT CRACKS

Background:

Cracks have been found in several DA 40 supercharger mounts. This service bulletin describes inspection and follow up procedures.

Compliance: Mandatory:

Check for cracks in the next 10 hours, then every 50 hours. See figure 1 and 2.

Materials: None

Estimated inspection time: .5 hours

Procedure:

1. Remove the upper cowl.
2. Inspect the area shown in figures 1 and 2.
3. If any cracks are noted remove the mount and send it to FAT for repair.
4. If no cracks are detected repeat the procedure in the next 50 hours.
5. Make an entry in the aircraft's permanent maintenance records.

End

Forced

7161 S. Peoria 18E, Englewood, Co 80112

Aeromotive

(720) 348-0622 FAX (303) 799-6443

Technologies

FAA-PMA

forcedaeromotive.com




Figure 1

Forced

7161 S. Peoria 18E, Englewood, Co 80112

Aeromotive

(720) 348-0622 FAX (303) 799-6443

Technologies

FAA-PMA

forcedaeromotive.com



Figure 2

Forced

7161 S. Peoria 18E, Englewood, Co 80112

Aeromotive

(720) 348-0622 FAX (303) 799-6443

Technologies

FAA-PMA

forcedaeromotive.com




Figure 1

Forced

7161 S. Peoria 18E, Englewood, Co 80112

Aeromotive

(720) 348-0622 FAX (303) 799-6443

Technologies

FAA-PMA

forcedaeromotive.com




Figure 2.

Forced

7161 S. Peoria 18E, Englewood, Co 80112

Aeromotive

(720) 348-0622 FAX (303) 799-6443

Technologies

FAA-PMA

forcedaeromotive.com




Figure 3.

Forced

7161 S. Peoria 18E, Englewood, Co 80112

Aeromotive

(720) 348-0622 FAX (303) 799-6443

Technologies

FAA-PMA

forcedaeromotive.com



Figure 4.

Contact FAT for technical assistance.

END